

Part number:

Coils - Connectors

COIL D36 - CLASS H - 20 W

OD.02.36 - X - Y - Z

TECHNICAL DATA

Weight: 0.18 kg (0.40 lbs)

Power: 20 W

Heat insulation Class H: 180°C (356°F)

Ambient temperature range: -30/+90°C (-22/+194°F)

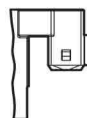
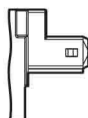
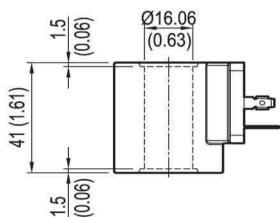
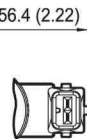
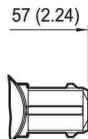
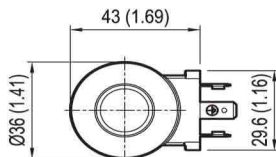
Further performance limits in terms of temperature and voltage fluctuations: please refer to data sheet of the solenoid valve where D36 coil is mounted.

DIN 43650-ISO 4400
IP54 / IP67

AMP JUNIOR
HORIZONTAL
IP67

AMP JUNIOR
VERTICAL
IP67

X	Y	Connections	Circuit	Voltage
01	30	DIN 43650 - ISO 4400	Standard	DC
07	30	AMP JUNIOR H	Standard	DC
07	3P	AMP JUNIOR V	Standard	DC
14	30	DIN 43650 - ISO 4400	Bidirectional Diode	DC
15	30	AMP JUNIOR H	Bidirectional Diode	DC
15	3P	AMP JUNIOR V	Bidirectional Diode	DC



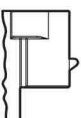
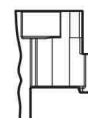
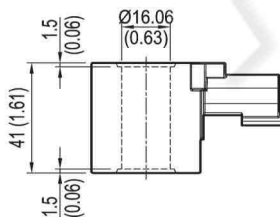
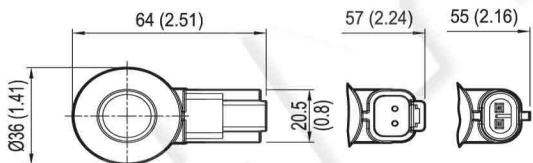
[mm / Inches]

DEUTSCH DT04-2P-L
IP69K

DEUTSCH DT04-2P-V
IP69K

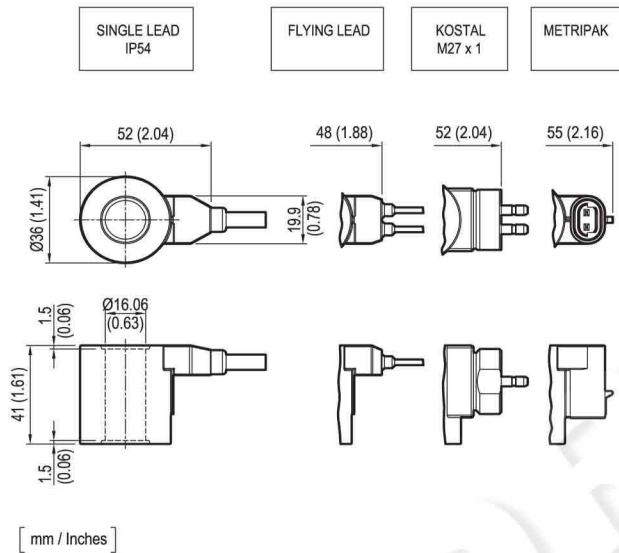
AMP SUPERSEAL-V
IP69K

X	Y	Connections	Circuit	Voltage
20	30	DEUTSCH DT04-2P-L	Standard	DC
20	3P	DEUTSCH DT04-2P-V	Standard	DC
30	3P	AMP SUPERSEAL-V	Standard	DC
22	30	DEUTSCH DT04-2P-L	Bidirectional Diode	DC
22	3P	DEUTSCH DT04-2P-V	Bidirectional Diode	DC
32	3P	AMP SUPERSEAL-V	Bidirectional Diode	DC



[mm / Inches]

Coils - Connectors



X	Y	Connections	Circuit	Voltage
0G	03	SINGLE LEAD *	Standard	DC
02	03	FLYING LEAD **	Standard	DC
03	30	KOSTAL M27x01	Standard	DC
40	3P	METRIPAK	Standard	DC
0H	03	SINGLE LEAD *	Bidirectional Diode	DC
23	03	FLYING LEAD **	Bidirectional Diode	DC
12	30	KOSTAL M27x01	Bidirectional Diode	DC
41	3P	METRIPAK	Bidirectional Diode	DC

* Length 300mm (11.8 inches). Ext. diameter 6.3mm (0.25 inches). External and internal Shealth Silicone rubber.
 ** Length 300mm

Note: Single lead and Flying lead coil also available with 1000 mm length; ordering code with Y=10 in place of Y=03

Z	Voltage V	Resistance Ohm ($\pm 7\%$)	Power W	Current A	
	Nominal	aT = 20 °C (68 °F)		I Max.	I Nom.
OB	12 DC	7.4	20	1.67	1.04
OC	24 DC	28.4	20	0.83	0.54
OD	48 DC	106.5	20	0.42	0.29
OU*	96 DC	451	20	0.21	0.14
AH*	205 DC	2062	20	0.10	0.06

* OU and AH versions especially designed in cases of AC supply voltage (respectively for 110AC and 220 AC) to be used in conjunction with connector with circuit including wave rectifier.

Note: diode available only for 12 V DC and 24 V DC coils. Diode set at 27 V DC for 12 V DC coil and at 39 V DC for 24 V DC coil.

Coils - Connectors

COIL D36 - CLASS H - 20 W - LISTED UL

OD.02.U6 - X - Y - Z

TECHNICAL DATA

Weight: 0.18 kg (0.40 lbs)

Power: 20 W

Heat insulation Class H: 180°C (356°F)

Ambient temperature range: -30/+70°C (-22/+158°F)

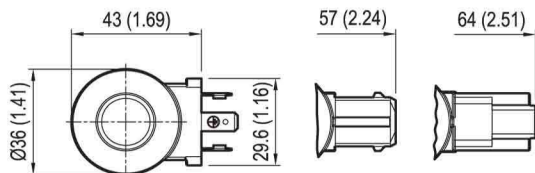
Further performance limits in terms of temperature and voltage fluctuations: please refer to data sheet of the solenoid valve where D36 coil is mounted.

DIN 43650-ISO 4400
IP54 / IP67

AMP JUNIOR
HORIZONTAL
IP67

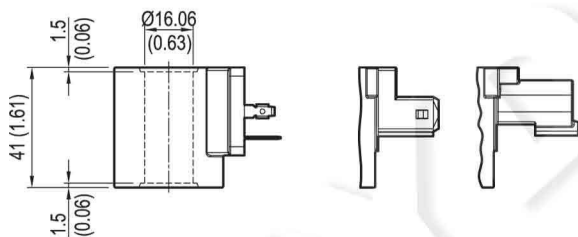
DEUTSCH DT04-2P-L
IP69K

UL file number: MH48725



X	Y	Connections	Circuit	Voltage
01	30	DIN 43650 - ISO 4400	Standard	DC
07	30	AMP JUNIOR H	Standard	DC
20	30	DEUTSCH DT04-2P-L	Standard	DC

Note: UL D36 coil is function interchangeable with standard 20W D36 coil, except for restricted admissible ambient temperature range.



[mm / Inches]

Z	Voltage V	Resistance Ohm ($\pm 7\%$)	Power W	Current A	
	Nominal	aT = 20 °C (68 °F)		I Max.	I Nom.
OB	12 DC	7.4	20	1.67	1.04
OC	24 DC	28.4	20	0.83	0.54
OD	48 DC	106.5	20	0.42	0.29
OU*	96 DC	451	20	0.21	0.14
AH*	205 DC	2062	20	0.10	0.06

* OU and AH versions especially designed in cases of AC supply voltage (respectively for 110AC and 220 AC) to be used in conjunction with connector with circuit including wave rectifier.